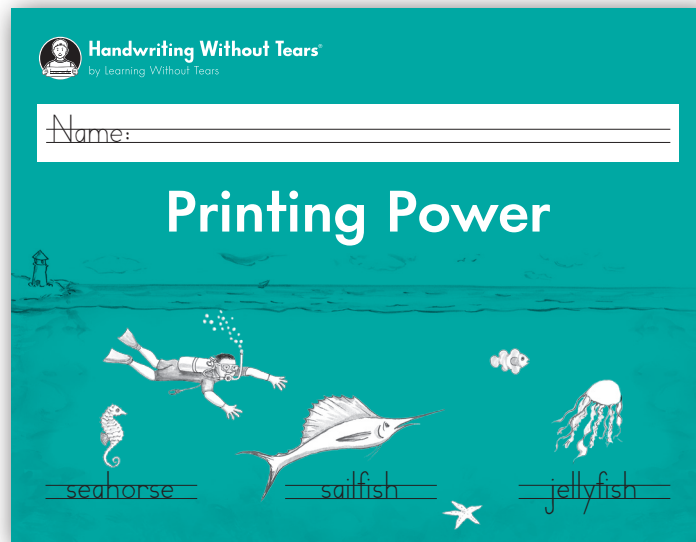


Second Grade Welcome Letter



Dear Family,

We are excited about the handwriting program we are using this school year. Handwriting Without Tears® is a strong, developmentally based curriculum. The program uses music and multisensory materials to engage children and develop their writing skills.

Your child will be using the *Printing Power* workbook at school. The lessons focus on good habits for numbers, letters, words, and sentences. We'll teach sentence spacing, punctuation, and poem and paragraph writing too. We believe that strong handwriting and writing skills will help your child blossom in school and as a writer.

We're sending letter and number formation charts home so you'll know what to say when you help your child. Please let us know if you have any questions.

Thank you!

P.S. If you would like more information about the Handwriting Without Tears program, visit: LWTears.com.



Learning Magazine
Teacher's Choice Award



Association of Educational
Publishers Distinguished
Achievement Award

Capital Formation Chart

A

Big Line
Big Line
Little Line

B

Big Line
Little Curve
Little Curve

C

Big Curve

D

Big Line
Big Curve

E

Big Line
Little Line
Little Line
Little Line

F

Big Line
Little Line
Little Line

G

Big Curve
Little Line
Little Line

H

Big Line
Big Line
Little Line

I

Big Line
Little Line
Little Line

J

Big Line
Turn
Little Line

K

Big Line
Little Line
Little Line

L

Big Line
Little Line

M

Big Line
Big Line
Big Line
Big Line

N

Big Line
Big Line
Big Line

O

Big Curve
Go around

P

Big Line
Little Curve

Q

Big Curve
Go around
Little Line

R

Big Line
Little Curve
Little Line

S

Little Curve
Turn
Little Curve

T

Big Line
Little Line

U

Big Line
Turn
Big Line

V

Big Line
Big Line

W

Big Line
Big Line
Big Line
Big Line

X

Big Line
Big Line

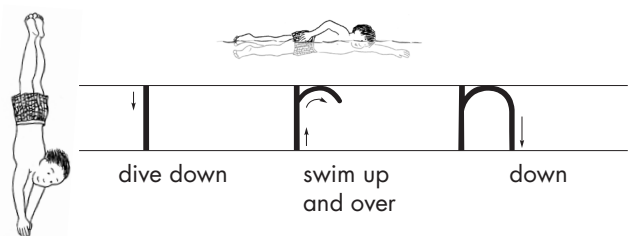
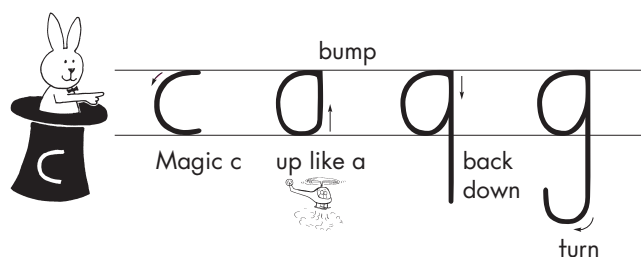
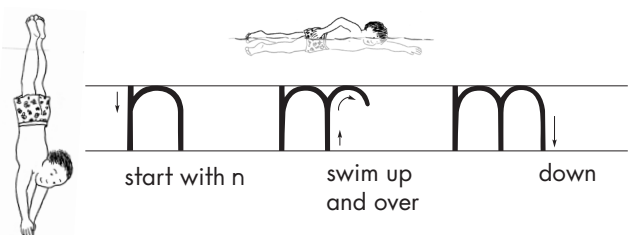
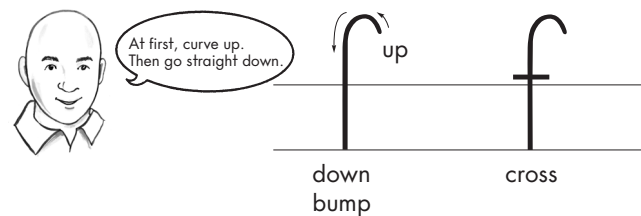
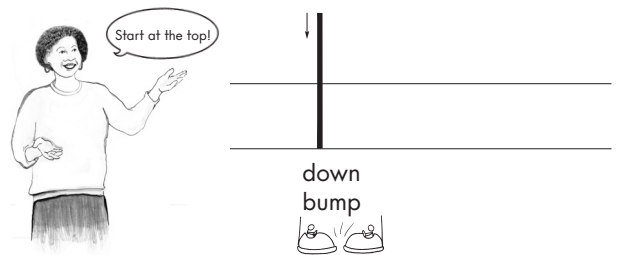
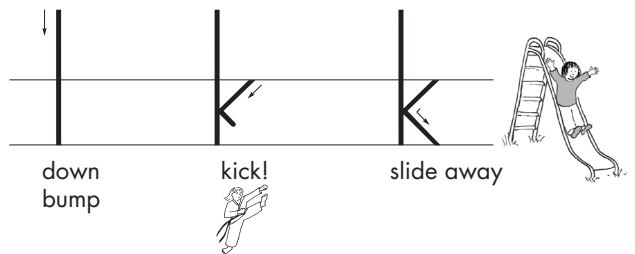
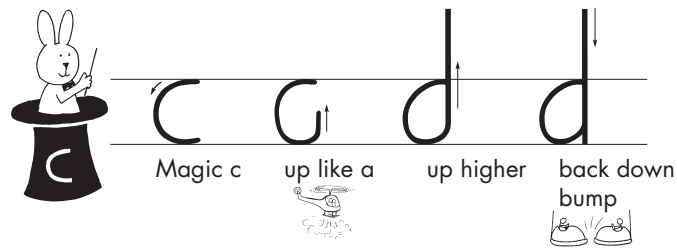
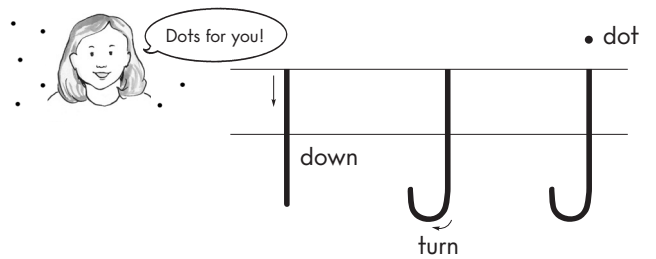
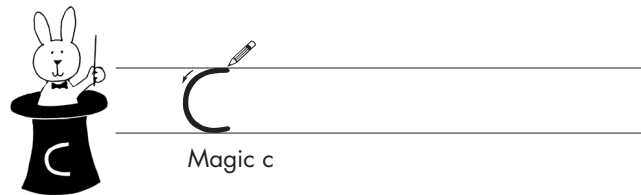
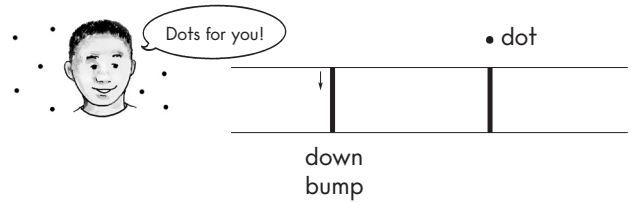
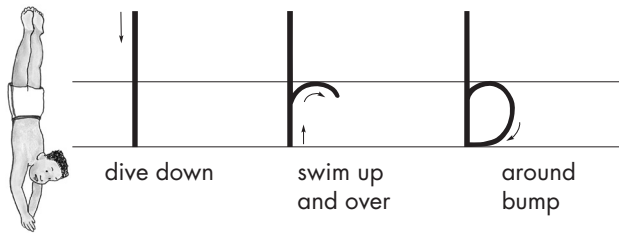
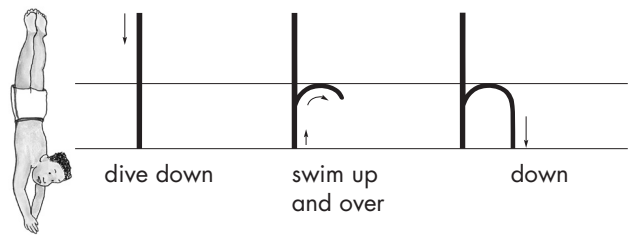
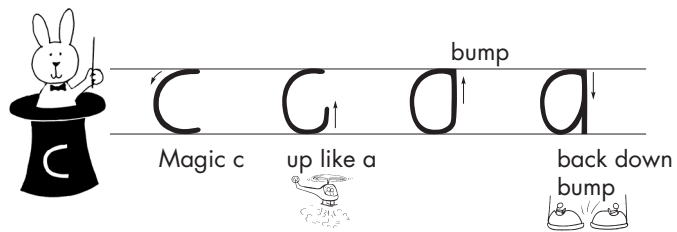
Y

Little Line
Big Line

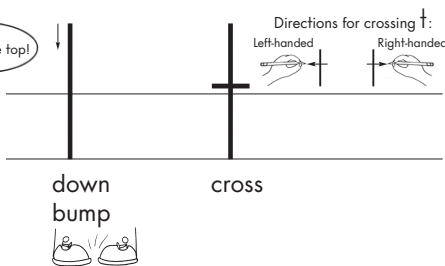
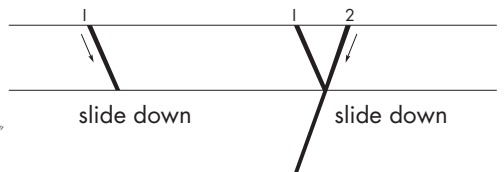
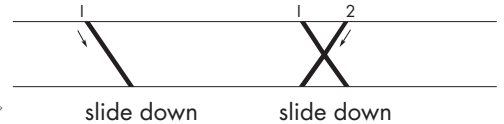
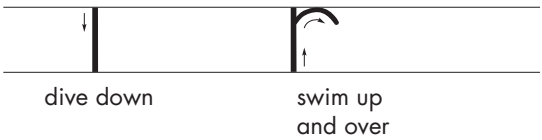

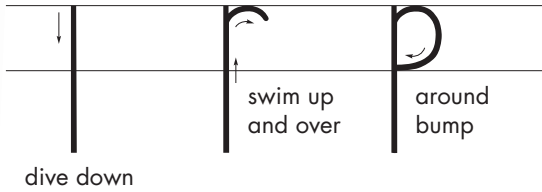

Z

Little Line
Big Line
Little Line


Lowercase Formation Chart



Lowercase Formation Chart



Number Stories



- 1 starts in the Starting Corner.**
- 1 makes a Big Line down.
- 1 stops in the corner.



- 6 starts in the Starting Corner.**
- 6 is a baby bear.
- 6 goes down to curl up in the corner.
- 6 is hibernating.



- 2 starts in the Starting Corner.**
- 2 makes a Big Curve.
- 2 stops in the corner.
- 2 walks away on the bottom.




- 7 starts in the Starting Corner.**
- 7 makes a Little Line across the top.
- 7 says, "I better slide down."



- 3 starts in the Starting Corner.**
- 3 makes a Little Curve to the middle.
- 3 makes another Little Curve to the bottom corner.



- 8 is different.**
- 8 doesn't like corners.
- 8 starts at the top center.
- 8 begins with S and then goes home.



- 4 starts in the Starting Corner.**
- 4 makes a Little Line down to the middle.
- 4 walks across the dark night.
- 4 jumps to the top and says, "I did it." (Big Line down)



- 9 is so special.**
- 9 has its own corner.
- 9 makes a Little Curve and goes up to the corner.
- 9 makes a Big Line down.



- 5 starts in the Starting Corner.**
- 5 makes a Little Line down to the middle. It starts to rain.
- 5 makes a Little Curve around.
- 5 puts a Little Line on top to stop the rain.



- 10 uses two places.**
- 1** comes first.
- 0** is next.
- 0** starts at the top center.
- 10** is finished.